

# Twin Dome Extruder

## Flat Bed Model TDG-110

LCI's TDG-110 Twin Dome Granulator is a production scale twin screw extruder, which converts wetted powders into pellets of a controlled size and shape ideally suited for spheronization.



### Features

- Low pressure extrusion with negligible heat generation
- Screw transport ensures plug flow, first in first out
- Two 110 mm diameter screws
- Easy-to-clean clamshell design extrusion chamber for easy access to process parts
- Hydraulic clamping system for ease of disassembly
- Capable of producing 200-300 kg/hr
- Dome dies capable of producing 0.6-2.0 mm diameter extrudates
- Stainless steel product contact parts
- Painted steel machine frame
- 10 hp inverter duty motor in 460 VAC/3/60

### Operation

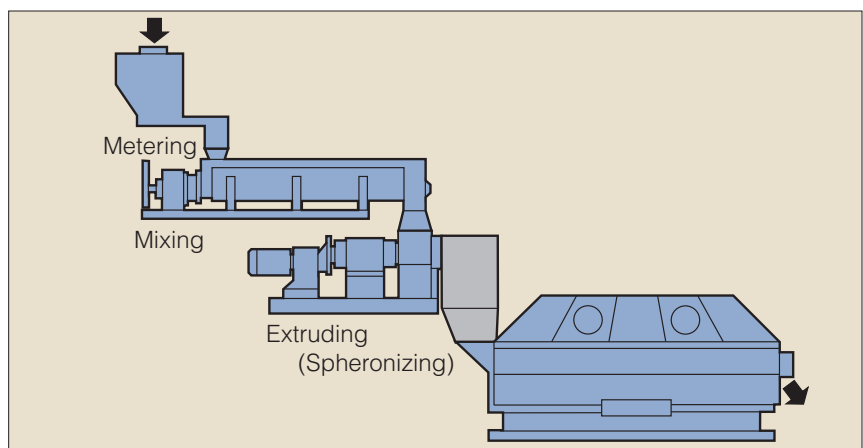
The wet mix, which is typically prepared in a kneader or a pug mixer, is metered into the feed hopper by a feeder. Twin screws transport the wet mix to the extrusion zone where it is then wiped through a dome die (screen) to produce well formed, cylindrical extrudates of a controlled diameter. The extrudates break off by their own weight and are collected for the next processing step.

*LCI Corporation is the exclusive distributor for Fuji Paudal Company, Ltd. in the Americas.*



*The patented hemispherically shaped dies result in evenly distributed extrusion forces.*

*Left: The extrusion chamber with clamshell design opens quickly for easy cleaning and screen changing.*



**Twin Dome Granulator TDG-110 Flat Bed (shown in mm)**

**Weight:** 700kg

